

Introduction for Device Bluetooth Control

Pls make sure the heater has been turned on before connecting the bluetooth for the first time.

Install SUNKARE App, you can download the APP from APP store or Google Play on your device.



SUNKARE



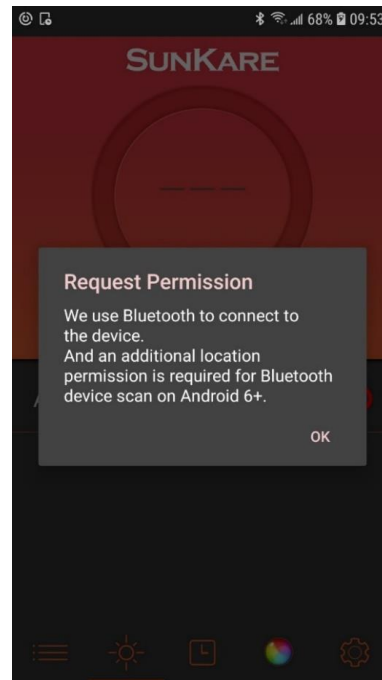
iOS



Android

Step 1: Open the App, and follow the wizard.

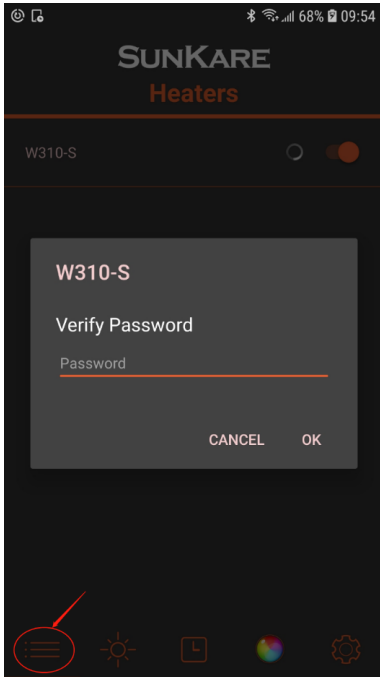
Step 2: Click "OK" when you see the request permission.



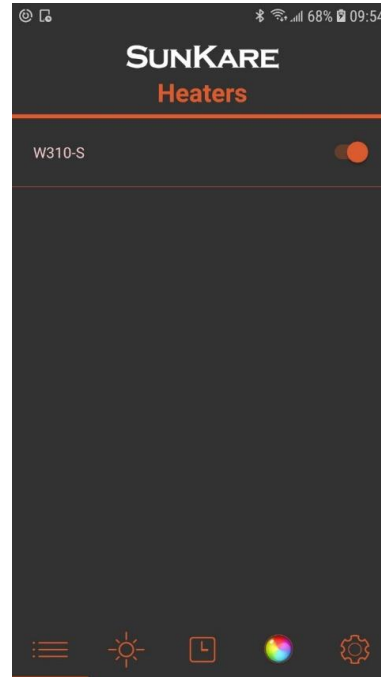
Step 3: Allow App to get the position information.

Step 4: Switch on the heater and then turn it on the by using the remote control or button.

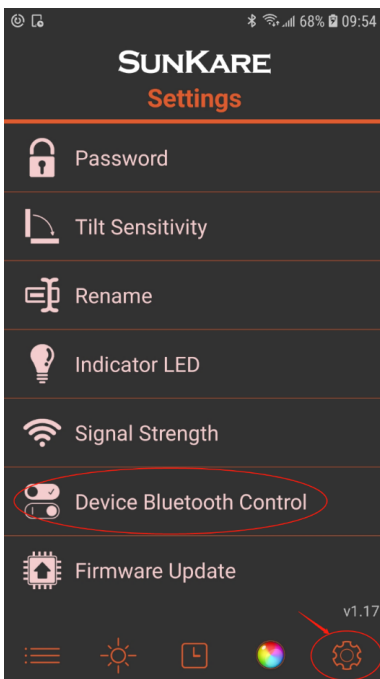
Step 5: Link the heater: pass word:12345678



Step 6: Link success. Click



Step 7: Find the the " Device Bluetooth Control".
In the main menu



Step 8: Click the ON/OFF, and choose OFF
ON:Bluetooth is triggered by the button
OFF:Bluetooth is always enabled

